



# CLASSIFIERS




Classifiers are signs that use ASL handshapes to represent and show the extent or degree of classes of things, shapes, sizes, etc.



## BODY

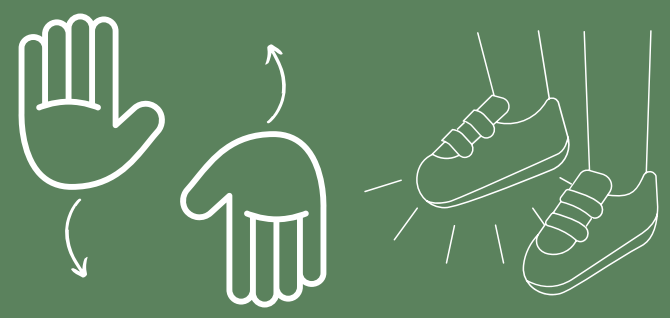
Uses a one-to-one mapping to show how a person moves their body (shrugging shoulders, crossing arms, or putting hands on hips).

- Only uses the upper body
- Role shifting is required



## BODY PART

Uses a handshape to represent a specific part of the body doing a particular action.



## LOCATIVE

Indicates where objects are located through the use of reference points. Can also indicate if an object moves from one location to another.



## ELEMENT

Represents the movements of the elements or non-solid things (rain, wind, fire, smoke, gas, and light)





## INSTRUMENT

### TOOL

Depicts what an object looks like as it's in use.




### HANDLING

The hand acts in the same way it would if you were actually performing that action.



## PLURAL

Indicates the movement and/or location of a specific or non-specific number of objects, people, or animals.




## DESCRIPTIVE

Details the physical characteristics of an object or person.



## SEMANTIC

Shows schematically where a person or other object is located as well as where and how they move.



- \_\_\_\_\_
- \_\_\_\_\_
- \_\_\_\_\_

[vumc.org/climb-lab](http://vumc.org/climb-lab)  
 ✉ [climblab1@gmail.com](mailto:climblab1@gmail.com)

