

Original Investigation

Association of a Bundled Intervention With Surgical Site Infections Among Patients Undergoing Cardiac, Hip, or Knee Surgery

Marin L. Schweizer, PhD; Hsiu-Yin Chiang, MS, PhD; Edward Septimus, MD; Julia Moody, MS; Barbara Braun, PhD; Joanne Hafner, RN, MS; Melissa A. Ward, MS; Jason Hickok, MBA, RN; Eli N. Perencevich, MD, MS; Daniel J. Diekema, MD; Cheryl L. Richards, MJ, LPN, LMT; Joseph E. Cavanaugh, PhD; Jonathan B. Perlin, MD, PhD; Loreen A. Herwaldt, MD

IMPORTANCE Previous studies suggested that a bundled intervention was associated with lower rates of *Staphylococcus aureus* surgical site infections (SSIs) among patients having cardiac or orthopedic operations.

OBJECTIVE To evaluate whether the implementation of an evidence-based bundle is associated with a lower risk of *S aureus* SSIs in patients undergoing cardiac operations or hip or knee arthroplasties.

DESIGN, SETTING, AND PARTICIPANTS Twenty hospitals in 9 US states participated in this pragmatic study; rates of SSIs were collected for a median of 39 months (range, 39-43) during the preintervention period (March 1, 2009, to intervention) and a median of 21 months (range, 14-22) during the intervention period (from intervention start through March 31, 2014).

INTERVENTIONS Patients whose preoperative nares screens were positive for methicillin-resistant *S aureus* (MRSA) or methicillin-susceptible *S aureus* (MSSA) were asked to apply mupirocin intranasally twice daily for up to 5 days and to bathe daily with chlorhexidine-gluconate (CHG) for up to 5 days before their operations. MRSA carriers received vancomycin and cefazolin or cefuroxime for perioperative prophylaxis; all others received cefazolin or cefuroxime. Patients who were MRSA-negative and MSSA-negative bathed with CHG the night before and morning of their operations. Patients were treated as MRSA-positive if screening results were unknown.

MAIN OUTCOMES AND MEASURES The primary outcome was complex (deep incisional or organ space) *S aureus* SSIs. Monthly SSI counts were analyzed using Poisson regression analysis.

RESULTS After a 3-month phase-in period, bundle adherence was 83% (39% full adherence; 44% partial adherence). Overall, 101 complex *S aureus* SSIs occurred after 28 218 operations during the preintervention period and 29 occurred after 14 316 operations during the intervention period (mean rate per 10 000 operations, 36 for preintervention period vs 21 for intervention period, difference, -15 [95% CI, -35 to -2]; rate ratio [RR], 0.58 [95% CI, 0.37 to 0.92]). The rates of complex *S aureus* SSIs decreased for hip or knee arthroplasties (difference per 10 000 operations, -17 [95% CI, -39 to 0]; RR, 0.48 [95% CI, 0.29 to 0.80]) and for cardiac operations (difference per 10 000 operations, -6 [95% CI, -48 to 8]; RR, 0.86 [95% CI, 0.47 to 1.57]).

CONCLUSIONS AND RELEVANCE In this multicenter study, a bundle comprising *S aureus* screening, decolonization, and targeted prophylaxis was associated with a modest, statistically significant decrease in complex *S aureus* SSIs.

JAMA. 2015;313(21):2162-2171. doi:10.1001/jama.2015.5387

← Editorial page 2131

+ Supplemental content at jama.com

Author Affiliations: University of Iowa Carver College of Medicine, Iowa City (Schweizer, Chiang, Ward, Perencevich, Diekema, Herwaldt); Iowa City VA Health Care System, Iowa City (Schweizer, Perencevich); University of Iowa College of Public Health, Iowa City (Schweizer, Cavanaugh, Herwaldt); Hospital Corporation of America, Nashville, Tennessee (Septimus, Moody, Hickok, Perlin); Texas A&M Health Science Center, College of Medicine, Texas A&M University Houston (Septimus); The Joint Commission, Oakbrook Terrace, Illinois (Braun, Hafner, Richards); University of Iowa Hospitals and Clinics, Iowa City (Herwaldt).

Corresponding Author: Loreen A. Herwaldt, MD, Department of Internal Medicine, University of Iowa Hospitals and Clinics, 200 Hawkins Dr, Iowa City, IA 52242 (loreen-herwaldt@uiowa.edu).

S *Staphylococcus aureus* carriage increases the risk of *S aureus* surgical site infections (SSIs).¹⁻⁴ The risk for these infections may be decreased by screening patients for nasal carriage of *S aureus* and decolonizing carriers during the preoperative period.^{2,5} In addition, perioperative

SSI surgical site infection

MRSA methicillin-resistant
Staphylococcus aureus

MSSA methicillin-susceptible
Staphylococcus aureus

CHG chlorhexidine gluconate

prophylaxis with agents such as vancomycin may reduce rates of methicillin-resistant *S aureus* (MRSA) SSIs.^{6,7} A meta-analysis found that a bundle comprising screening for *S aureus* nasal carriage, decolonizing carriers with intranasal mupirocin and chlorhexidine gluconate (CHG) bathing, and using vancomycin for prophylaxis among MRSA carriers was associated with lower rates of *S aureus* SSIs among patients undergoing select cardiac operations or hip or knee arthroplasties.⁸

Despite this evidence, surveys in the United States indicate that adoption of screening and decolonization bundles varies substantially; most clinicians do not screen patients for *S aureus* carriage before operations and those that screen patients often screen for MRSA alone.^{9,10} Similarly, clinicians that decolonize patients preoperatively usually decolonize only patients carrying MRSA despite the greater frequency of colonization by methicillin-susceptible *S aureus* (MSSA) and the severity of MSSA infections.^{9,10}

The effectiveness of the bundle assessed in the meta-analysis⁸ had, to our knowledge, not been evaluated in a multicenter study. Thus, we conducted a 20-hospital quasi-experimental pragmatic study—the Study to Optimally Prevent SSIs in Select Cardiac and Orthopedic Procedures (STOP SSI)—to determine whether an evidence-based bundle (screening for *S aureus*, decolonizing carriers, and prescribing optimal perioperative antibiotics) would be associated with a lower incidence of *S aureus* SSIs compared with standard practice. We hypothesized that bundle implementation would be associated with a lower incidence of complex (ie, deep incisional or organ space^{11,12}) *S aureus* SSIs among patients undergoing cardiac operations or hip or knee arthroplasties.

Methods

Study Design

The Hospital Corporation of America (HCA) research group determined that the intervention was a quality improvement initiative and not human participants research.¹³ Institutional review boards from the University of Iowa and The Joint Commission exempted the study because analyzing deidentified data (University of Iowa) and evaluating implementation (The Joint Commission) were not human participants research. Twenty HCA-affiliated hospitals participated in a 5-year, quasi-experimental, pragmatic study^{14,15} that utilized preintervention observational measurements, a prospective intervention group, and time-series analysis to evaluate an evidence-based bundle to prevent *S aureus* SSIs (trial protocol in Supplement 1). The preintervention period extended from March 1, 2009, to the date on which a hospital began the in-

tervention. Hospitals implemented the bundle on a rolling basis with the earliest implementations occurring June 1, 2012, and the latest October 9, 2012.

Intervention

Hospital staff swabbed patients' nares during scheduled preoperative clinic visits (usually 10-14 days, but no more than 30 days before the operations). Each laboratory used their standard tests (eg, polymerase chain reaction, culture on chromogenic agar, standard bacterial culture) to determine MRSA and MSSA carrier status. The most common tests were chromogenic agar for MRSA and standard culture for MSSA. Patients with positive screening tests for either MRSA or MSSA applied mupirocin intranasally twice daily and bathed with CHG once daily for up to 5 days immediately before their operations. Patients that received fewer than 10 doses of mupirocin before their operations received the remaining doses during the postoperative period. The CHG bathing was not continued after the operation. Patients with negative MRSA and MSSA nasal screens bathed with CHG the night before and the morning of their operations.^{8,13}

Perioperative prophylaxis was administered using weight-based dosing and redosing according to the 2013 American Society of Health-System Pharmacists (ASHP) guidelines.¹⁶ The antimicrobial agents used for perioperative prophylaxis varied by the patients' *S aureus* carrier status; noncarriers and MSSA carriers received either cefazolin or cefuroxime for perioperative prophylaxis, whereas MRSA carriers received both cefazolin or cefuroxime and vancomycin. If a patient had a confirmed β -lactam allergy, surgeons were encouraged to provide perioperative prophylaxis with vancomycin rather than cefazolin or cefuroxime and to add either gentamicin or aztreonam for gram-negative coverage. Patients with negative screening tests but with documented histories of MRSA carriage or infection were treated as carriers. Patients who were either not screened because they had emergent operations or whose screening results were not known at the time of their operations received vancomycin and cefazolin or cefuroxime for perioperative prophylaxis. In these situations, nasal swabs were obtained for MSSA and MRSA screening and patients began the decolonization regimen immediately before their operations. Mupirocin was continued until screening test results were known; mupirocin was discontinued if test results were negative.

We categorized each operation as fully adherent, partially adherent, or not adherent based on the elements of the bundle that the patient received (eTable 1 in Supplement 2). Because implementation of the bundle elements varied among individual surgeons, we also documented the extent of surgeon implementation as "full," "partial" (eg, did not give vancomycin prophylaxis to patients undergoing emergent operations), or "not at all."

Recruitment and Eligibility Criteria

Hospital sites were selected as described previously.¹³ Hospitals using some, but not all, bundle elements during the preintervention period could participate (eAppendix 1 in Supplement 2). Eligible patients were 18 years or older and un-

derwent scheduled, urgent, or emergent primary hip or knee arthroplasty (ie, replacement or resurfacing) or primary cardiac operation through a median sternotomy incision (eTable 2 in Supplement 2). Arthroplasty revisions, cardiac transplants, transapical valve implantation, and operations performed using percutaneous or thoracotomy approaches were not eligible for this study. We excluded operations among patients with preexisting infections at the surgical site.

Surveillance and Data Collection

Patients were followed up for 90 days after their operations by infection preventionists at participating hospitals. The infection preventionists identified patients who met the Centers for Disease Control and Prevention (CDC) National Healthcare Safety Network's (NHSN) SSI definitions.¹⁷⁻²⁰ An NHSN form was completed for each SSI in both the preintervention and intervention periods. The site infection preventionists were instructed to perform surveillance consistently throughout the study period. We attributed SSIs to the months during which the operations were performed. Each site audited at least 5 cases per month for concurrent review to assess adherence to bundle elements and identify areas for improvement. Additionally, an experienced infection preventionist reviewed medical records from 10% of patients with SSIs and confirmed that all met the CDC NHSN SSI definition. Other variables were obtained from corporate data warehouses, which undergo validation until 99% to 100% accuracy is achieved.

Laboratory Methods

Antimicrobial Susceptibility Testing

Available *S aureus* isolates from SSIs occurring during the intervention period were sent to a reference laboratory and tested for mupirocin and chlorhexidine susceptibility. For CHG susceptibility testing, laboratory staff used chlorhexidine digluconate 20% aqueous solution (Sigma-Aldrich) and the standard Clinical and Laboratory Standards Institute broth dilution method with a complete inhibition end point at 18 to 24 hours of incubation.²¹ Staff assessed mupirocin susceptibility with the epsilon meter method (Etest, bioMérieux).²²

qac Polymerase Chain Reaction

Laboratory staff tested isolates for the genes encoding quaternary ammonium compound (*qac*) efflux proteins (*qacA/B* genes), which have been associated with CHG nonsusceptibility. They used single primer pair sequences to detect *qacA/B*.²³

Outcomes

To minimize ascertainment bias, the primary study outcome was the rate of complex MSSA or MRSA SSIs. Patients with complex SSIs after cardiac operations or joint replacements were likely to be seen by their surgeons for diagnosis and treatment. Thus, infection preventionists would identify these patients during routine surveillance, whereas patients with superficial infections could be missed. We conducted subgroup analyses to assess rates of complex *S aureus* SSIs stratified by the following variables chosen a priori: MRSA or MSSA and operation group (ie, cardiac operations or joint arthroplasties).

Also, based on our experiences with the study implementation, we performed stratified analyses on the following variables chosen ad hoc: operation scheduling, adherence with the bundle elements, and the extent of surgeon implementation.

Other outcomes of interest chosen a priori were the rates of all SSIs (superficial and complex SSI, caused by any pathogen); all gram-negative SSIs; all complex SSIs; the patient's postoperative length of stay during the index admission (available for operations performed after June 2011); and readmissions to the index hospital or another facility for treatment of SSIs within the first 90 days after the operation. Study-related adverse events were documented by each study site using standardized forms (Supplement 3).

Sample Size

On the basis of the surgical volumes and SSI rates at the 20 hospitals during 2010 (67 *S aureus* SSIs/10 000 cardiac operations, 92/10 000 hip arthroplasties, 43/10 000 knee arthroplasties), we needed at least 8905 operations in the intervention group to reach 70% power to detect a 30% relative reduction (rate ratio [RR], 0.70) in the *S aureus* SSI rate. Thus, the sample size at the 20 participating hospitals was sufficient.

Statistical Analysis

We used SAS software (SAS Institute), version 9.2, to perform intention-to-treat analyses comparing patients during the intervention period with patients during the preintervention period. The significance level was .05 using a 2-sided test.

Patient-Level Analysis

We used logistic regression to evaluate the intervention's association with SSIs and with readmissions related to SSIs while adjusting for patient-level confounders (age, diabetes, Charlson comorbidity index,²⁴ history of MRSA). We used traditional regression to analyze log-transformed postoperative length of stay while adjusting for patient-level confounders. We fit all models with generalized estimating equations to accommodate hospital-level clustering effects and we used an exchangeable working correlation structure.

Hospital-Level Time-Series Analysis of SSI Rates

We analyzed monthly SSI counts (ie, time-series data) using Poisson regression models with a log link and with log-transformed monthly operation counts as an offset variable. If a hospital implemented the intervention in the middle of a month, we attributed the SSI rate for that month to the intervention period. To account for temporal autocorrelation within hospitals and for hospital-level clustering effects, we fit the models with generalized estimating equations, specifying a first-order autoregressive working correlation structure. We built separate models for each SSI outcome and for each operation group, using rate ratios to express the association between the intervention and the SSI outcome.

We obtained estimates of mean SSI rates for the preintervention and the intervention periods, and estimates of their corresponding differences, from Poisson regression models. To obtain CIs for the mean SSI rate differences for all operations, hip or knee arthroplasties, and cardiac operations, we

analyzed monthly SSI rates using Gaussian linear regression models with an identity link. This model was fit using generalized estimating equations as previously described. Because the SSI rates were right-skewed, Gaussian regression was a sub-optimal modeling framework in this setting, yet it provided a convenient method for obtaining interval estimates for mean rate differences.

Results

Twenty urban hospitals in 9 US states met the eligibility criteria and were willing to participate in the study. Bed size ranged from 52 to 514 beds; 5 hospitals were minor teaching hospitals and 15 were nonteaching (eAppendix 2 in Supplement 2). Eight hospitals implemented the bundle for joint arthroplasties, 4 for cardiac operations, and 8 for both categories. Eleven hospitals (55%) implemented the bundle by July 1, 2012. One hospital stopped the intervention on March 31, 2013; 19 continued through March 31, 2014. The median preintervention period was 39 months (range, 39-43) and the median intervention period was 21 months (range, 14-22).

During the study period, participating sites performed 43 087 operations of interest (28 593 preintervention; 14 494 intervention). We removed 552 operations from this cohort: 292 were performed among pediatric patients, 219 were performed among patients with infections, and 41 were revision arthroplasties. The final study population was 42 534 operations among 38 049 unique patients (preintervention period, 28 218 operations; intervention period, 14 316 operations). Among patients undergoing cardiac operations, those during the intervention period were more likely to have diabetes mellitus than those during the preintervention period. Among patients having hip or knee arthroplasties, those during the intervention period were younger, had lower Charlson comorbidity index scores, and were less likely to have a history of MRSA carriage than those during the preintervention period (Table 1). During the intervention period, 2135 patients (14.9%) had documented β -lactam allergies.

SSI Rates

During the preintervention period, there were 101 complex *S aureus* SSIs (MRSA, 45; MSSA, 44; unknown methicillin susceptibility, 12) compared with 29 during the intervention period (MRSA, 14; MSSA, 13; unknown methicillin susceptibility, 2). In the patient-level analysis, a logistic regression model controlling for age, diabetes, Charlson comorbidity index, and MRSA history found that implementation of the bundle was associated with a significant reduction in complex *S aureus* SSIs (odds ratio [OR], 0.60 [95% CI, 0.37-0.98]). The number of months without any complex *S aureus* SSIs increased from 2 of 39 months (5.1%) to 8 of 22 months (36.4%; $P = .006$ by Fisher exact test). In the hospital-level time-series analysis, a Poisson regression model found that the monthly rates of complex *S aureus* SSIs decreased significantly from 36 to 21 per 10 000 operations (mean difference, -15 [95% CI, -35 to -2]; rate ratio [RR], 0.58 [95% CI, 0.37 to 0.92]) during the intervention (Figure 1 and Table 2). The rates of MRSA (RR, 0.60 [95%

CI, 0.32 to 1.14]) and the rates of MSSA (RR, 0.64 [95% CI, 0.38 to 1.07]) complex SSIs did not change significantly when analyzed separately.

In the subgroup analyses, the rates of complex *S aureus* SSIs decreased significantly after scheduled operations (RR, 0.55 [95% CI, 0.35 to 0.86]) but did not decrease after urgent or emergent operations (Table 2). The rates of complex *S aureus* SSIs decreased significantly after hip or knee arthroplasties (difference per 10 000 operations, -17 [95% CI, -39 to 0]; RR, 0.48 [95% CI, 0.29 to 0.80]), whereas the rates of complex *S aureus* SSIs after cardiac operations did not (difference per 10 000 operations, -6 [95% CI, -48 to 8]; RR, 0.86 [95% CI, 0.47 to 1.57]). Similarly, the rates of all *S aureus* SSIs (mean rate per 10 000 operations, 47 for the preintervention period vs 30 for the intervention period; RR, 0.64 [95% CI, 0.38 to 1.09]), all gram-negative SSIs (mean rate per 10 000 operations, 28 for the preintervention period vs 23 for the intervention period; RR, 0.86 [95% CI, 0.42 to 1.75]), and of complex SSIs caused by any pathogen (mean rate per 10 000 operations, 68 for the preintervention period vs 45 for the intervention period; RR, 0.67 [95% CI, 0.44 to 1.00]) did not decrease significantly.

Adherence to the Bundle

After a 3-month phase-in period, bundle adherence remained constant at 83% (full adherence, 39%; partial adherence, 44%; Figure 2). Figure 3 illustrates adherence by operation scheduling and by screening results; eFigure 1 in Supplement 2 illustrates adherence to each bundle element. The complex *S aureus* SSI rates decreased significantly among patients in the fully adherent group compared with the preintervention period (RR, 0.26 [95% CI, 0.10-0.69]), but rates did not decrease significantly in the partially adherent or nonadherent group (RR, 0.80 [95% CI, 0.49-1.31]).

During the intervention period, surgeons that implemented at least some bundle elements (fully and partially implemented) performed 10 850 scheduled operations (92.3%) and 909 emergent operations (7.7%). Among these surgeons, bundle adherence was 87.6% for scheduled operations (full adherence, 47.8%; partial adherence, 39.8%) compared with 61.8% for urgent or emergent operations (full adherence, 1.7%; partial adherence, 60.1%). The rates of complex *S aureus* SSIs decreased significantly (RR, 0.54 [95% CI, 0.34-0.88]) after operations performed by these surgeons, but not after operations done by surgeons that did not implement any bundle elements (RR, 0.80 [95% CI, 0.33-1.98]).

Patients reported they did not use mupirocin or CHG as directed before 328 operations. The most common reasons for nonadherence were problems with the prescription or supply (27.1%), patients forgot or did not understand instructions (18.0%), elements were not applicable (14.9%), allergy (2.1%), and patient preference (1.5%).

Other Outcomes

The median postoperative length of stay for both the preintervention and intervention periods was 3 days. A smaller proportion of patients was readmitted for SSIs within 90 days of their operations during the intervention period (0.12%) than during the preintervention period (0.21%; OR, 0.57 [95% CI,

Table 1. Characteristics of Patients Undergoing Selected Operations During the Preintervention and Intervention Periods^a

	All	Preintervention	Intervention	P Value
Cardiac Operations				
No. of operations	10 833	7576	3257	
Women	3409 (31.5)	2408 (31.8)	1000 (30.7)	.27
Age, median (range), y	67 (18-95)	67 (18-94)	67 (18-95)	.78
Diabetes	4402 (40.6)	3023 (39.9)	1379 (42.3)	.02
Renal disease	31 (0.3)	25 (0.3)	6 (0.2)	.19
Cancer	184 (1.7)	127 (1.7)	57 (1.8)	.79
Charlson comorbidity score ≥2	5100 (47.1)	3600 (47.5)	1500 (46.1)	.16
MRSA history	449 (4.2)	329 (4.3)	120 (3.7)	.11
Smoking history ^b	2998 (60.0) (n = 5001)	1517 (60.9) (n = 2490)	1481 (60.0) (n = 2511)	.16
Albumin, mean (SD), g/dL ^b				
Preoperative ^c	3.53 (0.53) (n = 5475)	3.53 (0.53) (n = 2993)	3.53 (0.52) (n = 2482)	.88
Postoperative ^c	3.08 (0.59) (n = 3085)	3.17 (0.61) (n = 1881)	2.94 (0.52) (n = 1204)	<.001
Creatinine, mean (SD), mg/dL ^b				
Preoperative ^d	1.17 (0.97) (n = 6689)	1.20 (0.96) (n = 3746)	1.14 (1.00) (n = 2943)	<.001
Postoperative ^d	1.16 (0.88) (n = 8142)	1.20 (0.91) (n = 4930)	1.11 (0.86) (n = 3212)	<.001
Glucose, mean (SD), mg/dL ^b				
Preoperative ^e	126.9 (48.1) (n = 6805)	126.9 (49.0) (n = 3812)	126.9 (47.0) (n = 2993)	.96
Postoperative ^e	143.4 (46.9) (n = 8165)	142.5 (48.9) (n = 4955)	144.7 (43.6) (n = 3210)	<.001
Hip or Knee Arthroplasties				
No. of operations	31 701	20 642	11 059	
Women	19 395 (61.2) (n = 31 692)	12 661 (61.4) (n = 20 633)	6734 (60.9)	.41
Age, median (range), y	68 (18-107)	68 (21-107)	68 (18-101)	<.001
Diabetes	6304 (19.4)	4158 (20.1)	2146 (19.4)	.12
Renal disease	26 (0.08)	17 (0.08)	9 (0.08)	.98
Cancer	393 (1.2)	250 (1.2)	143 (1.3)	.53
Charlson comorbidity score ≥2	3590 (11.3)	2446 (11.9)	1144 (10.3)	<.001
MRSA history	1122 (3.5)	788 (3.8)	334 (3.0)	<.001
Smoking history ^b	7749 (46.6) (n = 16 631)	3656 (47.4) (n = 7717)	4093 (45.9) (n = 8914)	.06
Albumin, mean (SD), g/dL ^b				
Preoperative ^c	3.72 (0.46) (n = 6918)	3.73 (0.46) (n = 3682)	3.71 (0.46) (n = 3236)	.03
Postoperative ^c	2.89 (0.46) (n = 3157)	2.91 (0.49) (n = 1832)	2.84 (0.41) (n = 1325)	<.001
Creatinine, mean (SD), mg/dL ^b				
Preoperative ^d	1.00 (0.58) (n = 14 474)	1.03 (0.57) (n = 7435)	0.97 (0.58) (n = 7039)	<.001
Postoperative ^d	1.00 (0.66) (n = 21 303)	1.03 (0.75) (n = 11 644)	0.98 (0.54) (n = 9659)	<.001
Glucose, mean (SD), mg/dL ^b				
Preoperative ^e	110.5 (34.0) (n = 15 567)	112.0 (34.1) (n = 8022)	108.9 (33.9) (n = 7545)	<.001
Postoperative ^e	137.6 (38.6) (n = 21 391)	138.3 (37.8) (n = 11 798)	136.8 (39.6) (n = 9593)	.04

Abbreviations:
MRSA, methicillin-resistant *Staphylococcus aureus*.
SI conversion factors: To convert creatinine to μmol/L multiply by 88.4; glucose to mmol/L, multiply by 0.0555.

^a To compare patient characteristics in the 2 study groups, we used the χ² test for categorical variables and the Wilcoxon rank-sum test for quantitative variables.

^b Many missing values.

^c Most albumin samples were obtained within 2 days before the operations (median [range], 2 days [0-49]) and within 1 day after the operations (median [range], 0.7 days [0-2]).

^d Most creatinine samples were obtained within 2 days before the operations (median [range], 1.2 days [0-44]) and within 1 day after the operations (median [range], 0.6 days [0-2]).

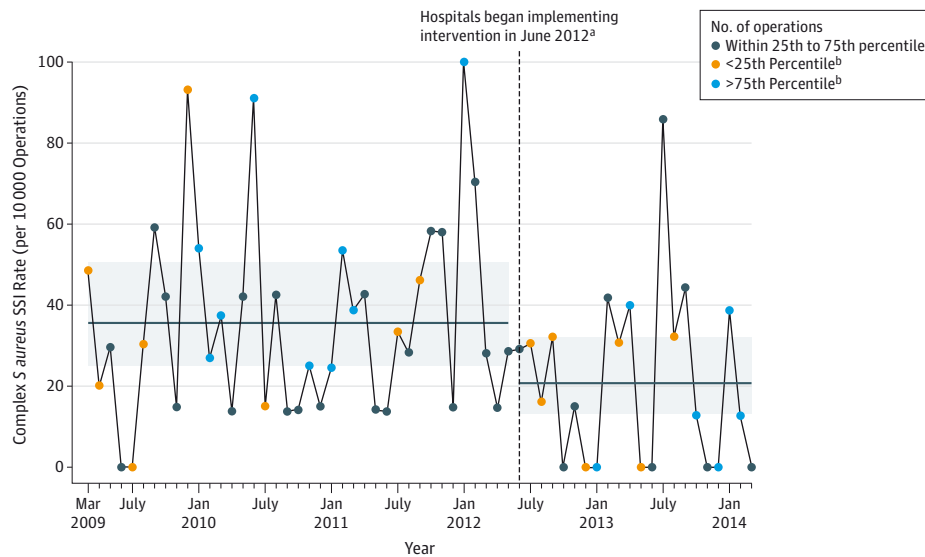
^e Most glucose samples were obtained within 1 day before the operations (median [range], 0.7 days [2-44]) and within 1 day after the operations (median [range], 0.5 days [0-2]).

0.33-0.97]). After adjusting for age, diabetes, Charlson comorbidity index, and MRSA history, the intervention was not associated with a significant decrease in postoperative length of stay (multiplicative mean decrease, 0.95 [95% CI, 0.87-1.03]) or readmissions (OR, 0.58 [95% CI, 0.22-1.52]).

Adverse Events

Four patients reported mild skin irritation associated with preoperative CHG bathing; symptoms quickly abated when the product was discontinued. No patients reported adverse reactions to mupirocin.

Figure 1. Pooled Rate of Complex *Staphylococcus aureus* Surgical Site Infections (SSIs) by Admission Month



The spike in the rate of complex *S aureus* SSI rate in July 2013 occurred among patients whose surgeons did not implement the bundle. The complex *S aureus* SSI rate was 50 per 10 000 operations in the subgroup of operations done by surgeons implementing the bundle and was 240 per 10 000 operations in the subgroup of operations done by surgeons not implementing the bundle.

^a The number of months without any complex *S aureus* SSIs increased from 2 of 39 (5.1%) to 8 of 22 (36.4%; *P* = .006 by the Fisher exact test). Poisson regression analysis found a significant decrease in complex *S aureus* SSIs from 36/10 000 operations (95% CI, 25-51) during preintervention period to 21 per

10 000 operations (95% CI, 13-32) during intervention period (rate ratio, 0.58 [95% CI, 0.37-0.92]); the shaded areas indicate the 95% CIs of the Poisson regression analysis. Hospitals implemented the bundle on a rolling basis (earliest, June 1, 2012; latest, October 9, 2012). Eleven hospitals (55%) implemented the bundle by July 1, 2012.

^b See eTable 3 in Supplement 2 for the monthly number of complex *S aureus* SSIs, number of operations, and rate of complex *S aureus* SSIs for each hospital.

Table 2. Poisson Regression Analysis of Monthly Rates of Complex *Staphylococcus aureus* Surgical Site Infections per 10 000 Operations

	Preintervention Period		Intervention Period		Rate Ratio for Bundled Intervention (95% CI)	P Value
	No. of Operations	Mean Rate (95% CI)	No. of Operations	Mean Rate (95% CI)		
All operations	28 218	36 (25-51)	14 316	21 (13-32)	0.58 (0.37-0.92) ^a	.02
Urgent/emergent			1189	37 (15-88)	1.03 (0.41-2.57) ^a	.95
Scheduled			13 127	20 (13-30)	0.55 (0.35-0.86) ^a	.009
Cardiac operations	7576	46 (26-82)	3257	40 (23-70)	0.86 (0.47-1.57) ^b	.63
Urgent/emergent			571	67 (32-137)	1.44 (0.53-3.91) ^b	.48
Scheduled			2686	33 (18-62)	0.72 (0.45-1.15) ^b	.17
Hip or knee arthroplasties	20 642	32 (21-48)	11 059	15 (10-24)	0.48 (0.29-0.80) ^c	.005
Urgent/emergent			618	14 (3-75)	0.44 (0.07-2.72) ^c	.38
Scheduled			10 441	16 (10-26)	0.51 (0.30-0.85) ^c	.009

Abbreviations: SSI, surgical site infection.

^a Compared with the monthly rates of complex *S aureus* SSIs after all operations performed during the preintervention period.

^b Compared with the monthly rates of complex *S aureus* SSIs after all cardiac operations performed during the preintervention period.

^c Compared with the monthly rates of complex *S aureus* SSIs after all hip or knee arthroplasties performed during preintervention period.

Antimicrobial Susceptibility

Thirty-six *S aureus* isolates from wound cultures were tested for mupirocin and CHG susceptibility, of which 1 isolate had high-level resistance to mupirocin. CHG minimum inhibitory concentrations clustered at 1 to 2 µg/mL; 1 isolate had a CHG minimum inhibitory concentration of 4 µg/mL. No isolates carried *qac*.

Discussion

This multicenter study showed that implementation of an SSI prevention bundle was associated with reduced *S aureus* SSI rates. We did not find evidence suggesting that SSIs caused by other pathogens replaced those caused by

Figure 2. Bundled Intervention Adherence by Month During the Intervention Period (N=14 316 Operations)

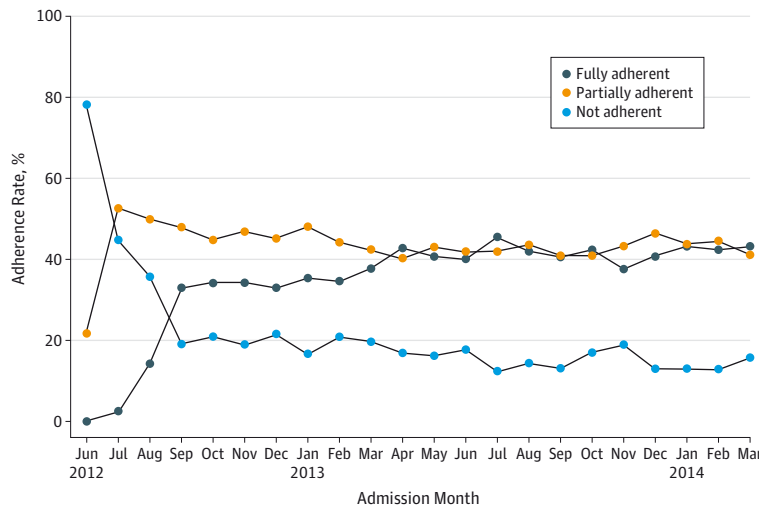
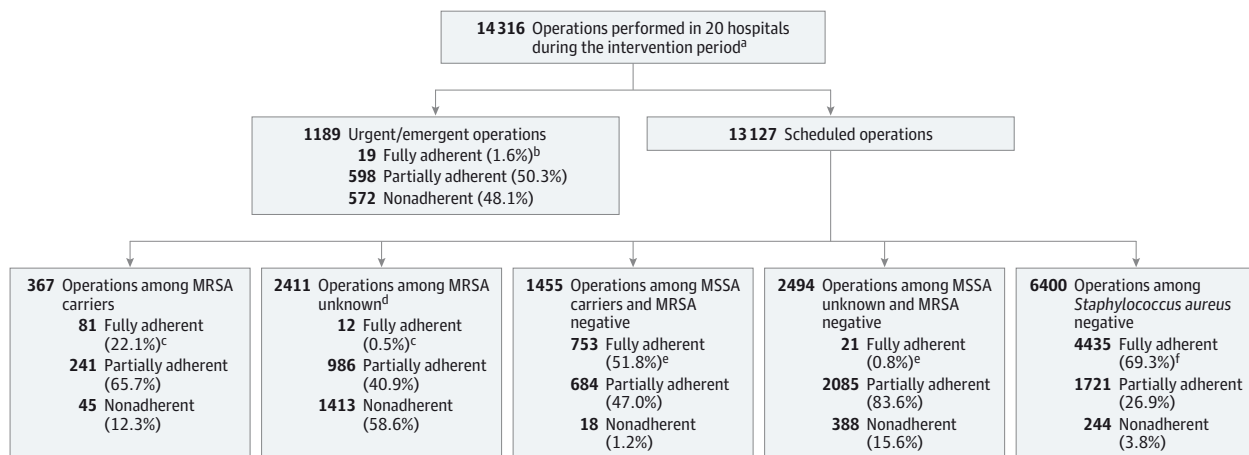


Figure 3. Bundled Intervention Adherence by Operation Scheduling and *Staphylococcus aureus* Carriage Status



CHG indicates chlorhexidine gluconate; MSSA, methicillin-susceptible *S aureus*; MRSA, methicillin-resistant *S aureus*.

^a Includes patients whose surgeons did not implement the bundle.

^b Fully adherent defined as patient received both mupirocin (≥ 1 day) and prophylaxis with vancomycin and ceftazidime or cefturoxime.

^c Fully adherent defined as patient received CHG bathing, mupirocin for 3 days or more, and prophylaxis with vancomycin and ceftazidime or cefturoxime.

^d Among MRSA unknown, 1924 operations (79.8%) were MSSA unknown, 376 operations (15.6%) were MSSA noncarriers, and 111 operations (4.6%) were MSSA carriers.

^e Fully adherent defined as patient received CHG bathing, mupirocin for 3 days or more, and ceftazidime or cefturoxime prophylaxis.

^f Fully adherent defined as patient received both CHG bathing and ceftazidime or cefturoxime prophylaxis.

S aureus and we identified very few adverse events. These results are notable because this was a pragmatic study that included operations often excluded in randomized clinical trials (eg, emergent operations). To our knowledge, STOP SSI is the largest study to test an SSI prevention bundle under pragmatic clinical conditions. Even though the baseline rate of complex *S aureus* SSI was low (0.36 per 10 000 operations), the full adherence rate was only 39%, and hospitals had implemented some bundle elements before the study began, rates of complex *S aureus* SSIs decreased significantly. Given that approximately 400 000 cardiac operations and 1 million total joint arthroplasties are performed in the

United States each year,²⁵ numerous *S aureus* SSIs, which can have catastrophic consequences, may be preventable. Moreover, 1 SSI adds from \$13 000 to \$100 000 to the cost of health care.²⁶⁻²⁸ Thus, implementation of this bundle might reduce patient morbidity and the costs of care substantially.

Our results suggest that adherence to the full bundle is important. Given that adherence rates for patients who had urgent or emergent operations performed by surgeons who implemented the bundle were substantially lower than for patients who underwent scheduled operations, we hypothesize that institutional barriers may prevent full bundle adherence for patients undergoing urgent or emergent operations.

This bundle is concordant with current SSI prevention guidelines. For example, the bundle stipulates that vancomycin be given as perioperative prophylaxis only for patients who are MRSA-positive or for patients whose *S aureus* carriage status is unknown at the time of the operation, which meets Surgical Care Improvement Project criteria.²⁹ Similarly, guidelines from ASHP, the Society of Thoracic Surgeons, the Infectious Diseases Society of America, the Surgical Infection Society, and the Society for Healthcare Epidemiology of America state that mupirocin may have utility among *S aureus* carriers, and that patients carrying MRSA should receive vancomycin and cefazolin or cefuroxime because vancomycin is not active against gram-negative organisms^{16,30} and it prevents MSSA SSIs less effectively than cefazolin or cefuroxime.⁸ Cefazolin or cefuroxime also provide some gram-negative coverage, which is important because these organisms cause an estimated 34% of SSIs after cardiac operations and 18% after total joint arthroplasty.¹¹

Consistent with results of prior studies, only 1 *S aureus* isolate in this study had high-level resistance to mupirocin.^{31,32} As surgical patients are at risk for SSI during a relatively narrow period¹⁸ and 70% of *S aureus* nasal carriers treated preoperatively with mupirocin and CHG are still decolonized after a mean of 156 days,³³ a single short course of mupirocin should be adequate to protect patients and minimize the risk of selecting resistant isolates.⁵ Although screening and decolonization are more difficult than treating all patients with intranasal mupirocin, we screened patients for MRSA and MSSA nasal carriage and treated carriers to lower the risk of resistance further.

This was a pragmatic study because each hospital implemented the bundle to accommodate their resources and practice patterns.^{14,15} Nevertheless, resources from the health system—a shared electronic medical record, a quality and infection prevention infrastructure, and corporate support for system-wide implementation of best practices—facilitated bundle implementation and data collection at individual hospitals. Recently, investigators demonstrated that bundled interventions for preventing catheter-related bloodstream infections³⁴ or surgical complications³⁵ can be maintained long-term. Similarly, the current bundle should be relatively simple to maintain because it does not require expensive technology or additional staff.

This study had limitations. First, surveillance for SSI varied somewhat among the hospitals. For example, some infec-

tion preventionists did active surveillance after discharge and some learned that specific patients had SSIs from other clinicians in the area. A survey conducted after the intervention found that sites had not changed surveillance practices during the study, which was more important to this study design than having all hospitals use identical surveillance methods, particularly because the primary outcome (complicated *S aureus* SSIs) should be identified by any surveillance system. Second, the study results may not be generalizable to large academic health centers or to hospitals without strong infrastructures for quality improvement. However, the results may be more generalizable than the results of most randomized trials because this pragmatic study more closely mimicked the clinical situation.^{14,15} Third, neither patients nor facilities were randomized and thus the results may be biased by regression to the mean, seasonal effects, or secular trends.³⁶ However, these biases are unlikely because we compared monthly endemic SSI rates during a 39- to 43-month preintervention period and a 14- to 22-month intervention period, and modeling analyses did not identify evidence of long-term trends or seasonal effects over these periods. The results of the subset analyses also mitigate this concern because complex *S aureus* SSIs decreased significantly only among the subset of patients who had scheduled operations and the subset of fully adherent patients but not among the subset of patients who had urgent or emergent operations and the subset of partially adherent or nonadherent patients. If our results were due to temporal biases, the decrease would be seen among all subsets. Rolling implementation may have helped reduce the likelihood of bias due to seasonal maturation. Additionally, these hospitals did not change other aspects of SSI prevention or surveillance during the entire study. Last, we found some statistically significant differences in patient characteristics between the preintervention group and the intervention group. The presence of these measured confounders, and unmeasured confounders, could have led to biased results.

Conclusions

In this multicenter study, a bundle comprising *S aureus* screening, decolonization, and targeted prophylaxis was associated with a modest, statistically significant decrease in complex *S aureus* SSIs.

ARTICLE INFORMATION

Author Contributions: Dr Schweizer had full access to all of the data in the study and takes responsibility for the integrity of the data and the accuracy of the data analysis.

Study concept and design: Schweizer, Septimus, Braun, Hickok, Perencevich, Richards, Cavanaugh, Herwaldt.

Acquisition, analysis, or interpretation of data: Schweizer, Chiang, Septimus, Moody, Braun, Hafner, Ward, Hickok, Perencevich, Diekema, Richards, Cavanaugh, Perlin, Herwaldt.

Drafting of the manuscript: Schweizer, Chiang, Septimus, Moody, Ward, Cavanaugh, Herwaldt.

Critical revision of the manuscript for important

intellectual content: Schweizer, Chiang, Septimus, Braun, Hafner, Hickok, Perencevich, Diekema, Richards, Cavanaugh, Perlin, Herwaldt.

Statistical analysis: Chiang, Septimus, Ward, Cavanaugh.

Obtained funding: Schweizer, Braun, Hafner, Perencevich, Richards, Cavanaugh, Perlin, Herwaldt.

Administrative, technical, or material support: Schweizer, Septimus, Moody, Braun, Hafner, Ward, Hickok, Diekema, Richards, Perlin.

Study supervision: Schweizer, Septimus, Braun, Hafner, Hickok, Perencevich, Cavanaugh, Perlin, Herwaldt.

Conflict of Interest Disclosures: All authors have completed and submitted the ICMJE Form for Disclosure of Potential Conflicts of Interest. Dr Septimus reports receiving support from Sage and Molnlycke. Ms Moody reports receiving grant funding from the Centers for Disease Control and Prevention (CDC) and the National Institutes of Health (NIH) and nonfinancial support from Sage and Molnlycke. Mr Hickok reports receiving grant support from the CDC and NIH and nonfinancial support from Sage and Molnlycke. Dr Perencevich reports receiving grant support from Cubist Pharmaceuticals. Dr Diekema reports being chair of the CDC Healthcare Infection Control Practices Advisory Committee and receiving grant funding

from bioMerieux. Dr Perlin reports receiving grant funding from the CDC and nonfinancial support from Sage and Molnlycke. No other disclosures were reported.

Funding/Support: This project was funded by the Agency for Healthcare Research and Quality (AHRQ; HHS29020061000211 and grant HSO22467-02), US Department of Health and Human Services. It also received support from the VA Health Services Research and Development (CDA 11-211; Dr Schweizer).

Role of the Funder/Sponsor: The sponsors had no role in the design and conduct of the study; collection, management, analysis, and interpretation of the data; preparation, review, or approval of the manuscript; and decision to submit the manuscript for publication.

Disclaimer: The opinions expressed in this document are those of the authors and do not reflect the official position of AHRQ, the US Department of Health and Human Services, or the US Department of Veterans Affairs.

Additional Contributions: We thank our technical expert panel: Michael Banbury, MD; Dale Bratzler, DO, MPH; Joseph Buckwalter, MD, MS; E. Patchen Dellinger, MD; Richard Embrey, MD, MBA; Stephan Harbarth, MD; Keith Kaye, MD, MPH; Matthew Koff, MD; Randy Loftus, MD; Vincent Pellegrini, MD; James Steinberg, MD; and Edward Wong, MD. We would also like to thank Jacqueline Doulet Drew (The Joint Commission) for administrative support and Caren Spencer-Smith, Lorraine Rognstad, Thomas Hoy, Lindsey Vanatta, Jennifer Singer, Amanda Foster, Nicholas Bryant, Praveen Komaraju, and Pridhviraj Nandarapu (all from HCA Information Technology) for informatics and data management services. We also thank Kacie Kleja, MS, and Joe Dunn, MA (HCA Clinical Services Group), for assistance with the creation and distribution of the preintervention and postintervention surveys, and Kim Korwek, PhD (HCA), for assistance with manuscript edits. We thank STOP SSI study liaisons and clinical champions for their outstanding efforts to collect data, encourage adherence, and provide site management: Janna Jernigan Matautia, Kathleen Wright, Mariamma Mathew, Michael Washington, and David Jason Oberste (Capital Regional Medical Center); Sheila Gebel, Denise Leaptrot, and Sande Day (Coliseum Medical Center); Manuel Feliberti and Pat Mayberry (Del Sol Medical Center); Larry Feinman, Paula (Doris) Bates, Julie Hunter, Cindy Pulley, and Olga Somek (Largo Medical Center); Michael Driks, Stacey Estes-Juve, Joan Jenne, and Mary Young (Lee's Summit Medical Center); Muddasar Chaudry, Sheri Franklin, and Teresa Stowasser (Lewis Gale Medical Center); Stuart Gardner, Maribeth Coluni, and Teresa Kenyon (Lewis Gale Hospital—Montgomery); James Lovelace and Christine Ludwig (Lewis Gale Hospital—Pulaski); Mark Hebert, Leonard "Gale" Charns, Regina Suniga, and Christi Zumwalt (Medical City Dallas Hospital); Darien Bradford, Belinda Holley, Toni Polk, Sharon Kurtz, and Cynthia Brown (Medical Center of Arlington); Joe Johnston, Christopher Phelps, James Garrison Jr, Pablo Feuillet, Maria Robles, Mayra Castillo, Monica Yates, Patrice Stark, and Kelley Boston (Methodist Stone Oak Hospital); Preston Blake, Carol Harmon, Debra Douglas, and Laura Netardus (North Florida Regional Medical Center); Eric Keyser, Barbara Wallace, Marcy Frisina, and Sheryl Creech (Ocala

Regional Medical Center); Aida Jimenez-Sanchez, Trudy Jackson, and Charlotte Evans (Osceola Regional Medical Center); David Itkin and Martha Wassell (Portsmouth Regional Hospital); Vanda Davidson, Charlotte Pate, and Clarence Book (Rapides Regional Medical Center); Richard Sall, Trudy Grillo, Cindy Robinson, and Anne Finnerty (Reston Hospital); Robert Maddalon, Eleanor Cardwell, and Debra Tichy (South Bay Hospital); Eric Stem, James Dalton Jr, William Jones, and Becky Robinson (Summerville Medical Center); Michaela Schulte, Teresa Jones, and Ginna Maggard (West Valley Medical Center). Members of the technical expert panel were compensated for their time from the AHRQ contract. No other contributors received compensation for their contribution.

REFERENCES

- Kluytmans JA, Mouton JW, Ijzerman EP, et al. Nasal carriage of *Staphylococcus aureus* as a major risk factor for wound infections after cardiac surgery. *J Infect Dis*. 1995;171(1):216-219.
- Perl TM, Cullen JJ, Wenzel RP, et al; Mupirocin And The Risk Of Staphylococcus Aureus Study Team. Intranasal mupirocin to prevent postoperative *Staphylococcus aureus* infections. *N Engl J Med*. 2002;346(24):1871-1877.
- Kalra L, Camacho F, Whitener CJ, et al. Risk of methicillin-resistant *Staphylococcus aureus* surgical site infection in patients with nasal MRSA colonization. *Am J Infect Control*. 2013;41(12):1253-1257.
- Wenzel RP, Perl TM. The significance of nasal carriage of *Staphylococcus aureus* and the incidence of postoperative wound infection. *J Hosp Infect*. 1995;31(1):13-24.
- Bode LG, Kluytmans JA, Wertheim HF, et al. Preventing surgical site infections in nasal carriers of *Staphylococcus aureus*. *N Engl J Med*. 2010;362(1):9-17.
- Finkelstein R, Rabino G, Mashiah T, et al. Vancomycin vs cefazolin prophylaxis for cardiac surgery in the setting of a high prevalence of methicillin-resistant staphylococcal infections. *J Thorac Cardiovasc Surg*. 2002;123(2):326-332.
- Tyllianakis ME, Karageorgos ACH, Marangos MN, Saridis AG, Lambiris EE. Antibiotic prophylaxis in primary hip and knee arthroplasty: comparison between cefuroxime and 2 specific antistaphylococcal agents. *J Arthroplasty*. 2010;25(7):1078-1082.
- Schweizer M, Perencevich E, McDanel J, et al. Effectiveness of a bundled intervention of decolonization and prophylaxis to decrease Gram positive surgical site infections after cardiac or orthopedic surgery: systematic review and meta-analysis. *BMJ*. 2013;346:f2743.
- Kline S, Highness M, Herwaldt LA, Perl TM. Variable screening and decolonization protocols for *Staphylococcus aureus* carriage prior to surgical procedures. *Infect Control Hosp Epidemiol*. 2014;35(7):880-882.
- Diekema D, Johannsson B, Herwaldt L, et al. Current practice in *Staphylococcus aureus* screening and decolonization. *Infect Control Hosp Epidemiol*. 2011;32(10):1042-1044.
- Berrios-Torres SI, Yi SH, Bratzler DW, et al. Activity of commonly used antimicrobial prophylaxis regimens against pathogens causing coronary artery bypass graft and arthroplasty surgical site infections in the United States, 2006-2009. *Infect Control Hosp Epidemiol*. 2014;35(3):231-239.
- Anderson DJ, Chen LF, Sexton DJ, Kaye KS. Complex surgical site infections and the devilish details of risk adjustment: important implications for public reporting. *Infect Control Hosp Epidemiol*. 2008;29(10):941-946.
- Braun BI, Herwaldt L, Schweizer M, et al. Development and implementation of a consensus algorithm to optimize preoperative antimicrobial prophylaxis and decrease gram-positive surgical site infections for cardiac and orthopedic procedures. <http://www.ahrq.gov/professionals/quality-patient-safety/patient-safety-resources/resources/advances-in-hai/hai-article3.html>. Accessed May 6, 2015.
- Zwarenstein M, Treweek S, Gagnier JJ, et al; CONSORT group; Pragmatic Trials in Healthcare (Practihc) group. Improving the reporting of pragmatic trials: an extension of the CONSORT statement. *BMJ*. 2008;337:a2390.
- Thorpe KE, Zwarenstein M, Oxman AD, et al. A pragmatic-explanatory continuum indicator summary (PRECIS): a tool to help trial designers. *J Clin Epidemiol*. 2009;62(5):464-475.
- Bratzler DW, Dellinger EP, Olsen KM, et al; American Society of Health-System Pharmacists; Infectious Disease Society of America; Surgical Infection Society; Society for Healthcare Epidemiology of America. Clinical practice guidelines for antimicrobial prophylaxis in surgery. *Am J Health Syst Pharm*. 2013;70(3):195-283.
- Sievert DM, Ricks P, Edwards JR, et al; National Healthcare Safety Network (NHSN) Team and Participating NHSN Facilities. Antimicrobial-resistant pathogens associated with health care-associated infections: summary of data reported to the National Healthcare Safety Network at the Centers for Disease Control and Prevention, 2009-2010. *Infect Control Hosp Epidemiol*. 2013;34(1):1-14.
- Centers for Disease Control and Prevention National Healthcare Safety Network. Surgical site infection (SSI) event. <http://www.cdc.gov/nhsn/pdfs/pscmanual/9pscscsurrent.pdf>. Accessed August 15, 2014.
- Roy MC. Modern approaches to preventing surgical site infections. In: Wenzel RP, ed. *Prevention and Control of Nosocomial Infections*. 4th ed. Philadelphia, PA: Lippincott Williams & Wilkins; 2003:369.
- Lankiewicz JD, Yokoe DS, Olsen MA, et al. Beyond 30 days: does limiting the duration of surgical site infection follow-up limit detection? *Infect Control Hosp Epidemiol*. 2012;33(2):202-204.
- Clinical and Laboratory Standards Institute (CLSI). Methods for dilution antimicrobial susceptibility tests for bacteria that grow aerobically; approved standard—eighth edition. http://simpleshowoflove.weebly.com/uploads/1/4/0/7/14073276/agar_dilution_assay.pdf. Accessed May 6, 2015.
- Palepou MF, Johnson AP, Cookson BD, Beattie H, Charlett A, Woodford N. Evaluation of disc diffusion and Etest for determining the susceptibility of *Staphylococcus aureus* to mupirocin. *J Antimicrob Chemother*. 1998;42(5):577-583.

23. McDanel JS, Murphy CR, Diekema DJ, et al. Chlorhexidine and mupirocin susceptibilities of methicillin-resistant *Staphylococcus aureus* from colonized nursing home residents. *Antimicrob Agents Chemother*. 2013;57(1):552-558.
24. Deyo RA, Cherkin DC, Ciol MA. Adapting a clinical comorbidity index for use with ICD-9-CM administrative databases. *J Clin Epidemiol*. 1992;45(6):613-619.
25. Agency for Healthcare Research and Quality. Healthcare Cost and Utilization Project net (HCUPnet) website. <http://hcupnet.ahrq.gov/>. Accessed April 15, 2014.
26. Schweizer ML, Cullen JJ, Perencevich EN, Vaughan Sarrazin MS. Costs associated with surgical site infections in Veterans Affairs hospitals. *JAMA Surg*. 2014;149(6):575-581.
27. Taylor GJ, Mikell FL, Moses HW, et al. Determinants of hospital charges for coronary artery bypass surgery: the economic consequences of postoperative complications. *Am J Cardiol*. 1990;65(5):309-313.
28. Courville XF, Tomek IM, Kirkland KB, Birhle M, Kantor SR, Finlayson SR. Cost-effectiveness of preoperative nasal mupirocin treatment in preventing surgical site infection in patients undergoing total hip and knee arthroplasty: a cost-effectiveness analysis. *Infect Control Hosp Epidemiol*. 2012;33(2):152-159.
29. The Joint Commission. Specifications Manual for Joint Commission National Quality Core Measures (2010B). <https://manual.jointcommission.org/releases/archive/TJC2010B1/DataElem0133.html>. Accessed July 17, 2014.
30. Engelman R, Shahian D, Shemin R, et al; Workforce on Evidence-Based Medicine, Society of Thoracic Surgeons. The Society of Thoracic Surgeons practice guideline series: antibiotic prophylaxis in cardiac surgery, part II: antibiotic choice. *Ann Thorac Surg*. 2007;83(4):1569-1576.
31. Hetem DJ, Bonten MJ. Clinical relevance of mupirocin resistance in *Staphylococcus aureus*. *J Hosp Infect*. 2013;85(4):249-256.
32. Ammerlaan HS, Kluytmans JA, Wertheim HF, Nouwen JL, Bonten MJ. Eradication of methicillin-resistant *Staphylococcus aureus* carriage: a systematic review. *Clin Infect Dis*. 2009;48(7):922-930.
33. Immerman I, Ramos NL, Katz GM, Hutzler LH, Phillips MS, Bosco JA III. The persistence of *Staphylococcus aureus* decolonization after mupirocin and topical chlorhexidine: implications for patients requiring multiple or delayed procedures. *J Arthroplasty*. 2012;27(6):870-876.
34. Pronovost P, Needham D, Berenholtz S, et al. An intervention to decrease catheter-related bloodstream infections in the ICU. *N Engl J Med*. 2006;355(26):2725-2732.
35. Haynes AB, Weiser TG, Berry WR, et al; Safe Surgery Saves Lives Study Group. A surgical safety checklist to reduce morbidity and mortality in a global population. *N Engl J Med*. 2009;360(5):491-499.
36. Harris AD, Bradham DD, Baumgarten M, Zuckerman IH, Fink JC, Perencevich EN. The use and interpretation of quasi-experimental studies in infectious diseases. *Clin Infect Dis*. 2004;38(11):1586-1591.